



92 Kildale Grove

, Hartlepool, TS25 2AS

£195,000



NO CHAIN!! Igomove are pleased to present this excellent three bedroom semi detached property located in the popular area of Seaton Carew with schools, shops and an abundance of amenities close by, this well presented property offers several desirable elements such as; three good size bedrooms, modern family bathroom, excellent lounge, rear aspect dining room, well fitted kitchen, garage with electric door, gardens (rear is South facing), driveway, UPVC double glazing with composite front door, gas central heating via combi boiler, lovely decor, fitted blinds, freehold.



Well presented frontage, lawned garden, driveway to garage, front door into;

Entrance vestibule with twin full height windows to the front elevation providing natural light, laminate flooring, stairs to the first floor accommodation.

Good size lounge with bow window to the front elevation, laminate flooring, excellent decor, feature fireplace with inset chrome pebble effect fire and recessed lighting, open plan to;

Spacious dining room with both window and French doors to the rear aspect and fitted storage cupboard, superb decor, laminate flooring.

Shaker style kitchen comprising wall, base, and drawer cabinetry, complementary surfaces, integrated oven, integrated gas hob, stylish subway tiled backsplash, sink with chrome mixer tap, plumbing for washing machine, space for fridge freezer, half glazed rear aspect door.

To the first floor landing, there is a side elevation window bringing in natural light.

Bedroom one is a good size double located to the front of the property with both fitted storage cupboard and sliding mirrored fitted wardrobes, immaculate decor.

Bedroom two is a rear aspect double room with pristine decor.

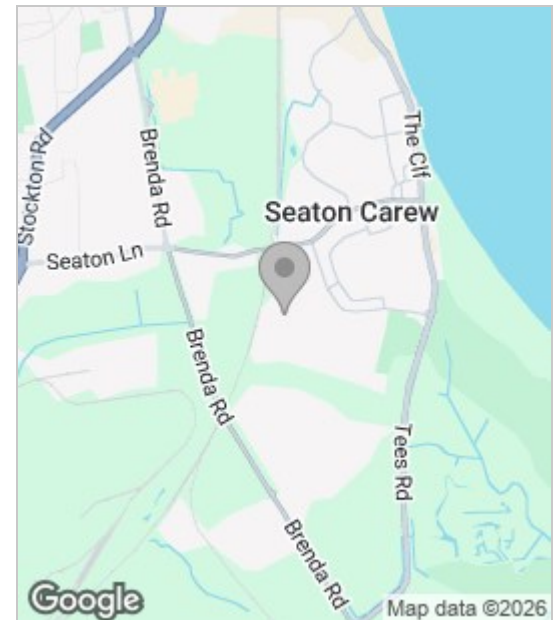
Bedroom three is of large single proportions and is situated to the front of the property.

The stylish family bathroom comprises bath with over bath shower and glass shower screen, close coupled WC, and vanity wash basin with complimentary tiling, chrome heated towel radiator, tiled floor and recessed spotlights.


To the rear is an enclosed South facing lawned garden with block paved patio area, garden shed.

This extended property is presented to a high standard and Igomove anticipate it will generate a great deal of interest, contact us as soon as practicable to view.

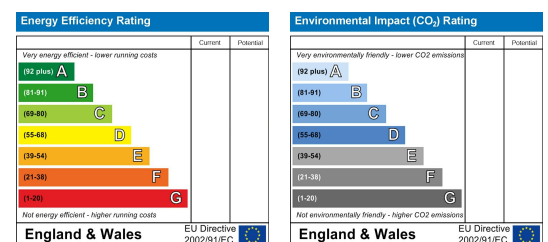
Area Map



Floor Plan



Energy Efficiency Graph



These particulars, whilst believed to be accurate are set out as a general outline only for guidance and do not constitute any part of an offer or contract. Intending purchasers should not rely on them as statements of representation of fact, but must satisfy themselves by inspection or otherwise as to their accuracy. No person in this firm's employment has the authority to make or give any representation or warranty in respect of the property.